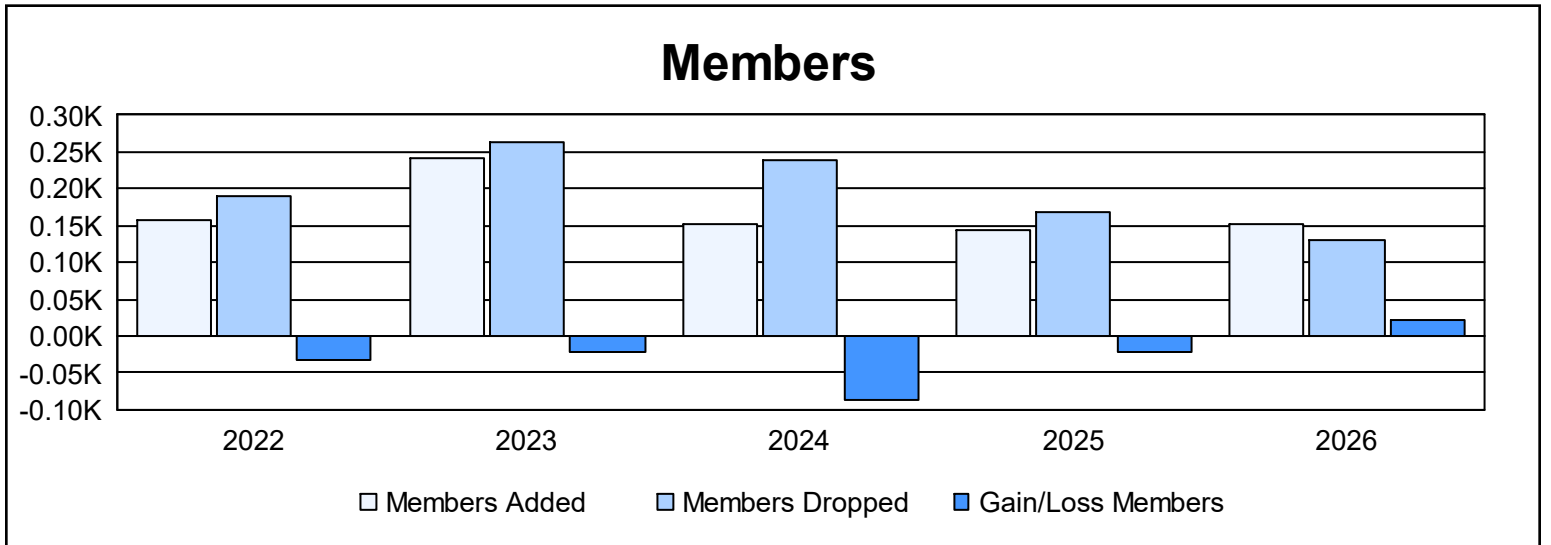
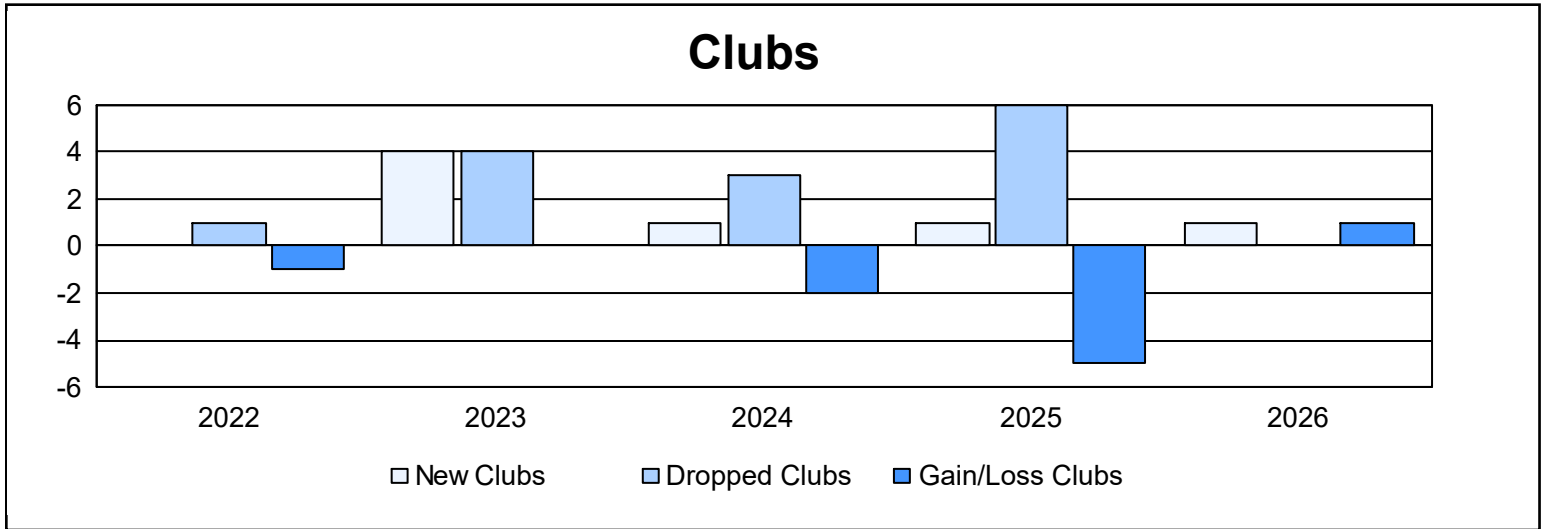
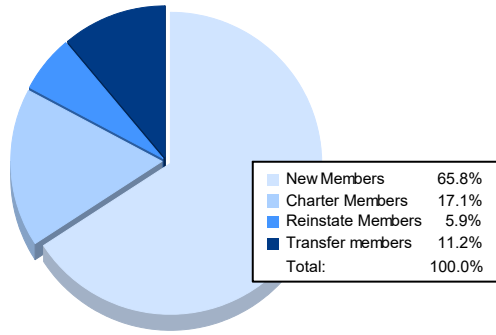


Year	New Clubs	Dropped Clubs	Gain/ Loss Clubs	New Members	Charter Members	Reinstate Members	Transfer Members	Total Member Added	Total Members Dropped	Gain/ Loss Members
2021-2022	0	1	-1	133	1	6	18	158	190	-32
2022-2023	4	4	0	96	92	26	27	241	264	-23
2023-2024	1	3	-2	108	27	9	7	151	238	-87
2024-2025	1	6	-5	93	20	2	30	145	167	-22
2025-2026	1	0	1	100	26	9	17	152	130	22
<b>Average</b>	<b>1</b>	<b>3</b>	<b>-1</b>	<b>106</b>	<b>33</b>	<b>10</b>	<b>20</b>	<b>169</b>	<b>198</b>	<b>-28</b>



### Membership Composition May 2026 Cumulative



### Gender Composition May 2026 Cumulative

